



# WALTHER STRONG®

## JOINT SPATULAS

4 PIECE [16 EDGES]  
RIL-SPAT



## SMOOTHER SEALS WITHOUT THE MESS

EFFORTLESS APPLICATION FOR CLEAN, STREAK FREE RESULTS



MOULD PREVENTION



TIME SAVING



EASY TO USE

YOUR NEAREST MERCHANT:

# WALTHER STRONG®

The Joint Spatulas set offers a premium solution for applying silicone sealant with precision and hygiene. Designed with 14 different edges across four flexible spatulas, these tools create a water tight and germ-free seal, preventing the contamination that can compromise anti-fungal silicone properties.

Paired with Rilicone and Smoothing Spray, the spatulas ensure a flawless, consistent finish that lasts, protecting your projects from mould and unsightly silicone deterioration.

## PERFECT WITH OUR **RILICONE AND SMOOTHING SPRAY**



### 1 - RILICONE

Apply RILICONE Premium Silicone in an even bead

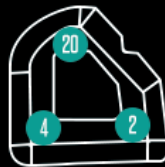
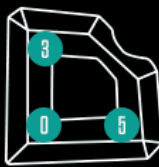
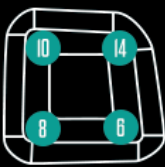
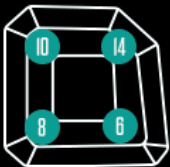
### 2 - SMOOTHING SPRAY

Spray silicone bead evenly with Smoothing Spray

### 3 - JOINT SPATULA

Select from 16 finishing beads, then run the chosen spatula edge firmly along the silicone, pressing firmly

*Allow silicone to fully cure (24 hours) before coming in contact with water*



*The numbers represent the size (in millimetres) of the finished silicone bead, whether it is square, round, or flat.*

*Specifically designed to press the sealant into the joint to create a complete water tight seal.*

## YOUR NEAREST MERCHANT: